


FDS-R

Vent filters

Housings designed to fit sterilizing filter elements to protect the fluid contained into the tank from biological contamination during emptying and filling operations.

The FDS-R series is stainless steel made with sanitary finish and clamp connections suitable for use in food and pharmaceutical applications



Features

- Fit 10 ", 20" and 30 "code 7 filter elements.
- Sterilizable with steam.
- Complete traceability of materials through serial number.

Materials

Housing: 316L stainless steel
Body clamp: 304 stainless steel
Gasket: silicon

Surface finishing

Internal: fine brushing.
Roughness downstream of the filter element: $\leq 0.5 \mu\text{m Ra}$
External: mirror polishing.

Design and construction

According to EN 13445

Documentation

Use and maintenance manual.
Material test Certificates EN10204 3.1 optional.

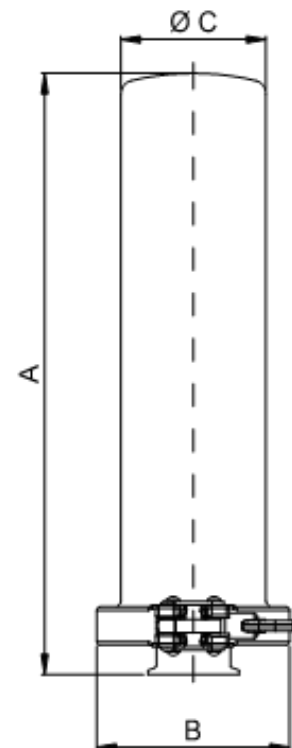

Model	Connections	Element filter size	Weight Kg.	Nominal dimensions (mm)		
				A	B	C
FDS-R25-011-B7-S	TC 1"	n°1 x 2071	6,4	132	101	
FDS-R25-012-B7-S		n°1 x 2072	7,3			
FDS-R40-011-B7-S	TC 1½"	n°1 x 2071	6,4			
FDS-R40-012-B7-S		n°1 x 2072	7,4			
FDS-R50-011-B7-S	TC 2"	n°1 x 2071	6,4			
FDS-R50-012-B7-S		n°1 x 2072	7,5			
FDS-R80-032-B7-S	TC 3"	n°3 x 2072	32	798	290	219

Note: the models in the table show the most used versions; for different configurations see the options indicated in the description of the product code.

Selection table for ordering

Series	Housing connections	Qty Cartridges	Cartridges size	Cartridge connection	Gasket material
FDS	R25 1" TC	01 1	1 10" 2071	B7 SOE code 7	S Silicone
	R40 1½" TC	03 3	2 20" 2072		
	R50 2" TC		3 30" 2073		
	R80 3" TC				

Example code to order



Operating limits			
Fluid state	Fluid group	Min/Max. Temperature	Pressure
Gas	Non dangerous Group 2	0°C /+ 150 °C	ATM
<ul style="list-style-type: none"> The progressive clogging of the filter or rapid cooling cycle after steam sterilization could cause the collapse of tanks not designed for full vacuum. User is strongly recommended to install protection systems such as rupture disc or vacuum breaker valve. 			

Data contained in this bulletin are informative and subject to change without notice. User is responsible for determining whether the product is fit for particular purpose and suitable for User's method of application.



Bea Technologies Spa Via Newton, 4 - 20016 Pero (Milano) ITALY
 Tel +39 02 339271 FAX +39 02 3390713 e-mail: info@bea-italy.com
 web: www.bea-italy.com